



Post PKP Soft lenses OU

Patient HI Male Age: 48 years

Silicone Hydrogel Post Operative Lenses

History: In 1970 HI suffered severe ocular trauma in both eyes as a result of an accident. The damage to the right eye was greater than the left:

- Right eye: iriskolombom, clouding of the vitreous body and cornea, lesions on crystalline lens and retinal damage.
- Left eye: slight lesions of the crystalline lens

1976: HI underwent a "triple" procedure on his right eye: Vitrectomy, IOL implantation and corneal transplantation.

1980: Corneal transplantation on his left eye.

1996: Second corneal transplant on his right eye.

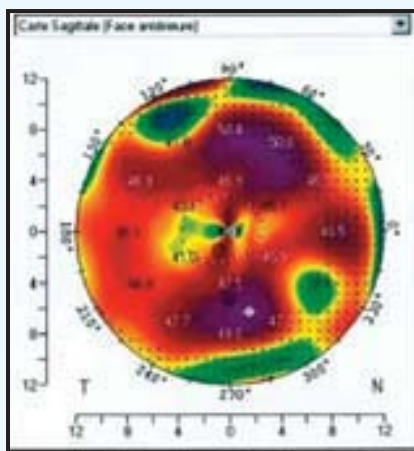
IH was referred by his Ophthalmologist to a specialist hospital for low vision correction. The eye specialist at the hospital suggested that the best VA that could be achieved with spectacles was unacceptable and that improvements could be made using GP contact lenses.

Follow up refraction:

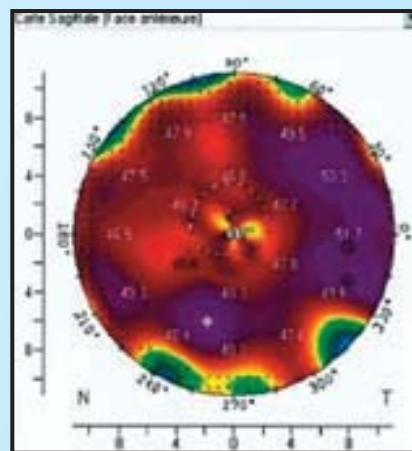
OD: -3.50 / -3.75 x 0° VA : 0.3/6

OS: -4.75 / -1.50 x 68° VA 2.4/6

Topography: OD



OS



OD:

8.17 @ 176° / 7.20 Diameter 1st transplant: approx. 10.0 mm, 2nd : 7.0 mm

OS:

7.34 @ 161° / 7.12 Diameter transplant: approx 8.0 mm

Initial lenses:

Diagnostic GP's to determine possible VA and to assess GP comfort level.

VA OD: 2.4/6 OS: 5/6 but unacceptable discomfort.

It was thought that an acceptable fit and adequate VA would not be achievable with a soft contact lens but HI is willing to try special soft lenses.



Lens parameters:

OD: Toris OP S2S SL3 BC 8.20/7.30/8.40 ; Dint = 7.0/11.0 ; Power -1.5 / 4.66 x 170° ; Diameter 14.20 ; Definitive SIH

OS: Toris OP S2S SL3 BC 8.60/7.70/8.80 ; Dint = 8.0/11.0 ; Power -4.20 / -1.90 x 37° ; Diameter 14.20 ; Definitive SIH

Fitting Assessment:

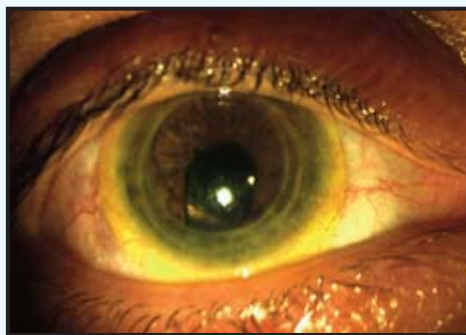
OD: good movement centering, no bubbles under the lens. Stabilization @ 10° ; VA 2/6+

OS: good movement centering, no bubbles under the lens. Stabilization @ 177° ; VA 5/6+

HI has a final assessment and is very pleased with the VA and all day long comfort.

Conclusion:

Excellent all day long comfort is achieved . HI commented, "I cannot remember seeing this well, ever". With the new Definitive Silicone Hydrogel and new lens geometry for Post Op, HI has improved day long comfort and exceptional VA.



The Toris-OP contact lenses are made for post surgical cases. Toris-OP S1S is a 2-curve lens for post lasik, the Toris-OP S2S is a 3- curve lens for post grave cases. All parameters are costum made.

Distributed by:



www.swisslens.ch

SwissLens SA
Ch. des Creuses 9
CH-1008 Prilly
Switzerland

Telefon: +41 21 620 06 68

CONTAMAC



Contamac Ltd
Orchard House Bearwalden Business Park
Wendens Ambo Saffron Walden
Essex CB11 4JX UK

Tel: +44 (0)1799 544400
Fax: +44 (0)1799 543000

E-mail: professionalservices@contamac.com

CONTAMAC US



Contamac US
806 Kimball Avenue
Grand Junction, CO 81501

Tel: 1-(970) 242 3669 Fax: 1-(970) 243 5501
Toll Free: 1-866 US CONTAMAC
(1-866 872 6682)

E-mail: professionalservices@contamac.com